



WARHAWK BASEBALL GAME NOTES

Media Relations Contacts:

Nick Phillips • Director of Media Relations • O: (318) 342-5463 • C: (828) 301-7919 • phillips@ulm.edu
Greg Hartlage • Media Relations Assistant • O: (318) 342-3358 • C: (704) 236-3538 • hartlage@ulm.edu

SCHEDULE AT A GLANCE

FEBRUARY (0-0)

17-19 at Dallas Baptist 8-3 W, 0-11 L, 4-12 L
21 McNeese 4-32 L
24-26 Southern Illinois 4-3 (11) W, 0-9 L, 6-2 W
28 at Jackson State Jackson, Miss.

MARCH (0-0)

1 at McNeese Lake Charles, La.
3-5 at Alabama Tuscaloosa, Ala.
7-8 at Arkansas Fayetteville, Ark.
10-12 at UAB Birmingham, Ala.
15 Jackson State Monroe, La.
17-19 * at Arkansas State Jonesboro, Ark.
21 Grambling Monroe, La.
24-26 * Little Rock Monroe, La.
28 at Louisiana Tech Ruston, La.
31 * at Georgia Southern Statesboro, Ga.

APRIL (0-0)

1-2 * at Georgia Southern Statesboro, Ga.
4 Northwestern State Monroe, La.
5 at Northwestern State Natchitoches, La.
7-9 * South Alabama Monroe, La.
11 Louisiana Tech Monroe, La.
13-15 * at Texas State San Marcos, Texas
18 Grambling Grambling, La.
21-23 * UT Arlington Monroe, La.
28-30 * at Georgia State Atlanta, Ga.

MAY (0-0)

2-3 at Ole Miss Oxford, Miss.
5-7 * Coastal Carolina Monroe, La.
12-14 * at Troy Troy, Ala.
18-20 * UL Lafayette Monroe, La.
23-28 # at Sun Belt Championships Statesboro, Ga.

JUNE (0-0)

2-5 NCAA Regionals TBD
9-12 NCAA Super Regionals TBD
17-27/28 NCAA College World Series Omaha, Neb.

* Sun Belt Conference Game

Sun Belt Conference Tournament (Statesboro, Georgia)

Home Games In Bold

We Are ULM

IN ALL REFERENCES,
PLEASE REFER TO US AS ULM

We are ULM, not Monroe, La.-Monroe, LAM,
La.-Mon, UL-Monroe, UL-M or any other
variation.



WEEK 3: GAMES 8 & 9

ULM (3-4, 0-0 SBC) vs.

Jackson St. (4-3, 0-0 SWAC) & McNeese (4-4, 0-0 SLC)

• February 28 & March 1, 2017 • 6:00 & 6:00 p.m. CT •

• TV: none • Radio: KMLB 105.7 FM / 540 AM (Monroe) •

• Jackson, Miss. / Bob Braddy Field (800) • Lake Charles, La. / Joe Miller Ballpark (1,500)

FIRST PITCH

• ULM travels for its first two midweek road contests of the season on Tuesday (Jackson State) and Wednesday (McNeese). . . the two games are the first of a 10-game road trip for the Warhawks that will span across two and a half weeks and will include stops in four states.

• The 10-game road trip is the longest for ULM since playing 10 straight games away from home across 15 days during the 1990 season. . . the Warhawks opened the 2016 campaign with six games on the road and later played eight consecutive road games due to schedule changes after the severe rain and flooding in northeast Louisiana last spring.

• Tuesday will be just the sixth all-time meeting between ULM and Jackson State (2011, 2014 (home/away) and 2016). . . the Warhawks trail 2-3 in the series and have not won in Jackson (2011, L 7-6 and 2014, L 5-2). . . Wednesday will be the 188th all-time meeting between ULM and McNeese and the second matchup of the season to complete the teams' home and home season series. The Warhawks hold a 97-89-1 advantage all-time against the Cowboys.

• ULM won both the series opener on Friday and the finale on Sunday afternoon over Southern Illinois to secure its first series victory of 2017 after finishing last season with six series victories. . . The series win over Southern Illinois moved ULM to 2-2 at home at Warhawk Field this season.

• The Warhawks' Friday night extra-inning walkoff win was the team's first walkoff victory since Danny Springer pushed ULM past UT Arlington with a sacrifice fly back on April 4, 2015. . . The Warhawks had lost four straight extra inning contests dating back to last season. The last ULM extra inning victory was nearly a year ago to the date, when the Warhawks grabbed a 6-5 win in 10 innings over Southeastern Louisiana on February 21, 2016.

• Newcomer Johnny DeLaCruz leads the Warhawks with a team-high .458 batting average through the first two weeks of the season, while he also leads the team with four doubles as ULM has 21 total extra-base hits as a team to date (17 doubles, four home runs). . . On the mound, Chase Beal became the first ULM pitcher to double-digit strikeouts this season with 12 over his two starts, while Anthony Herrera now has nine strikeouts over three relief appearances.

PITCHING PROBABLES

ULM Warhawks

Day	Name	R/L	Class	Notes
Tuesday	Cole Hendrix	RHP	Fr.	0-0 record, 1 appearance, 0 starts, 16.20 ERA, 1.2 innings, 1 strikeout
Wednesday	TBA			

Jackson State Tigers

Day	Name	R/L	Class	Notes
Tuesday	TBA			

McNeese Cowboys

Day	Name	R/L	Class	Notes
Wednesday	TBA			

ROSTER BY POSITION

PITCHERS

No.	Name	Pos.	B/T	Ht.	Wt.	Class	Hometown (Prev. School)
7	Anthony Herrera	R/R	IF/RHP	5-9	185	Sr.	McKinney, Texas (McKinney North HS)
9	Payton Coddou	L/R	RHP	6-0	185	Sr.	Napoleonville, La. (E.D. White HS)
12	Josh Leone	R/R	RHP	6-3	215	RSr.	Keithville, La. (Calvary Baptist Academy)
14	Matthew Reeves	L/L	LHP	5-9	170	Sr.	Monroe, La. (Bossier Parish CC)
18	Trey Auger	L/L	LHP	5-11	185	RJr.	Oak Grove, La. (Bossier Parish CC)
20	Chase Cater	R/R	RHP	6-0	210	RSr.	Rayville, La. (Hinds CC)
22	Blake Buckman	R/R	IF/RHP	6-0	190	So.	Shreveport, La. (Evangel Christian Academy)
23	Tyler Cox	R/R	IF/OF/RHP	6-3	230	Sr.	Brandon, Miss. (Hinds CC)
27	Cole Hendrix	R/R	RHP	6-5	200	Jr.	Olla, La. (LaSalle HS)
28	Connor Miller	R/R	RHP	6-0	210	Fr.	Pineville, La. (Tioga HS)
29	Kyle Backofen	L/L	LHP	5-9	170	Fr.	Bossier City, La. (Airline HS)
32	Derek Martin	R/R	RHP	6-3	225	RJr.	Flora, Miss. (Hinds CC)
35	Keegan Curtis	R/R	RHP/OF	5-11	185	Jr.	Mobile, Ala. (Davidson HS)
37	Stephen Morrison	R/R	RHP	5-11	170	RJr.	Shreveport, La. (La. Tech/Bossier Parish CC)
40	Tyler Schwaner	R/R	RHP	5-11	210	Sr.	Mandeville, La. (Jones CC)
44	Cole Trichel	R/R	RHP	6-3	210	Fr.	Monroe, La. (Ouachita Christian)
51	Chase Beal	R/R	RHP	6-6	230	Jr.	Magnolia, Texas (New Mexico/Yavapai Coll.)

CATCHERS

No.	Name	Pos.	B/T	Ht.	Wt.	Class	Hometown (Prev. School)
6	Casey Oliver	R/R	C	5-8	170	Jr.	Chrystal Lake, Ill. (McHenry CC)
10	Tanner Jolley	R/R	C	5-9	190	Fr.	Monroe, La. (Ouachita HS)
13	Jimmy Versage	R/R	C	5-11	210	Fr.	Cape May Court House, N.J. (IMG Academy)
26	Spencer Hemphill	R/R	C	6-0	205	Jr.	West Monroe, La. (West Ouachita HS)

INFIELDERS

No.	Name	Pos.	B/T	Ht.	Wt.	Class	Hometown (Prev. School)
1	Brian Barefoot	R/R	SS/2B	5-10	180	Jr.	Monroe, La. (Neville HS)
3	Brady McGehee	R/R	2B/SS	5-9	170	Fr.	Pineville, La. (Tioga HS)
5	Nathan Reynolds	R/R	SS	6-0	175	Sr.	Corvallis, Ore. (Feather River College)
7	Anthony Herrera	R/R	IF/RHP	5-9	185	Sr.	McKinney, Texas (McKinney North HS)
11	Johnny DeLaCruz	R/R	IF	5-11	190	Jr.	Houston, Texas (Blackhawk CC)
16	Will Daniels	R/R	1B	6-2	220	Jr.	Monroe, La. (St. Frederick HS)
19	Chad Bell	L/R	IF	6-2	200	So.	Fort Collins, Col. (Western Nevada College)
22	Blake Buckman	R/R	IF/RHP	6-0	190	So.	Shreveport, La. (Evangel Christian Academy)
23	Tyler Cox	R/R	IF/OF/RHP	6-3	230	Sr.	Brandon, Miss. (Hinds CC)
25	Turner Francis	R/R	IF	6-0	185	Sr.	Minden, La. (LSU Eunice)
33	Hunter Johnson	R/R	IF/OF	5-8	160	Fr.	Monroe, La. (Ouachita HS)

OUTFIELDERS

No.	Name	Pos.	B/T	Ht.	Wt.	Class	Hometown (Prev. School)
4	Cade Stone	L/R	OF	5-10	180	Jr.	West Monroe, La. (LSU-Eunice)
21	Gino Marucci	R/R	OF	5-11	175	RJr.	Baton Rouge, La. (Houston)
23	Tyler Cox	R/R	IF/OF/RHP	6-3	230	Jr.	Brandon, Miss. (Hinds CC)
33	Hunter Johnson	R/R	IF/OF	5-8	160	Fr.	Monroe, La. (Ouachita HS)
41	Cade Harper	L/R	OF	6-0	215	RSr.	Sterlington, La. (Northwestern)
42	B.J. Findley	L/L	OF	6-1	205	RSr.	Bernice, La. (La. Tech)

COACHES AND STAFF

	POSITION / YEAR
17 Bruce Peddie	Head Coach / Fourth Year
2 Eric Folmar	Associate Head Coach / Hitting Coach / Recruiting Coordinator / Third Year
30 Chris Smith	Assistant Coach / Pitching Coach / Second Year
39 Brandon Alexander	Volunteer Assistant Coach / Director of Baseball Operations / Fourth Year
Ben Jacobs	Strength and Conditioning / Second Year
Mitchell Mazur	Athletic Training / First Year

NUMERICAL ROSTER

1	Brian Barefoot, ULT
3	Brady McGehee, INF
4	Cade Stone, OF
5	Nathan Reynolds, INF
6	Casey Oliver, C
7	Anthony Herrera, INF/RHP
9	Payton Coddou, RHP
10	Tanner Jolley, C
11	Johnny DeLaCruz, INF
12	Josh Leone, RHP
13	Jimmy Versage, C
14	Matthew Reeves, LHP
16	Will Daniels, 1B
18	Trey Auger, LHP
19	Chad Bell, ULT
20	Chase Cater, RHP
21	Gino Marucci, OF
22	Blake Buckman, IF/RHP
23	Tyler Cox, INF/OF
25	Turner Francis, INF
26	Spencer Hemphill, C
27	Cole Hendrix, RHP
28	Conner Miller, RHP
29	Kyle Backofen, LHP
32	Derrek Martin, RHP
33	Hunter Johnson, UTL
35	Keegan Curtis, RHP
37	Stephen Morrison, RHP
40	Tyler Schwaner, RHP
41	Cade Harper, OF
42	B.J. Findley, OF
44	Cole Trichel, RHP
51	Chase Beal, RHP

PRONUNCIATION GUIDE

Trey Auger	aug-ur
Kyle Backofen	bak-oh-fin
Payton Coddou	cuh-dew
Eric Folmar	ful-mer
Spencer Hemphill	hemp-hill
Anthony Herrera	huh-rare-uh
Josh Leone	lee-own-e
Gino Marucci	mar-ru-chee
Bruce Peddie	ped-e
Tyler Schwaner	shuh-wan-er
Cole Trichel	tree-shell
Jimmy Versage	ver-sahge

2017 RESULTS

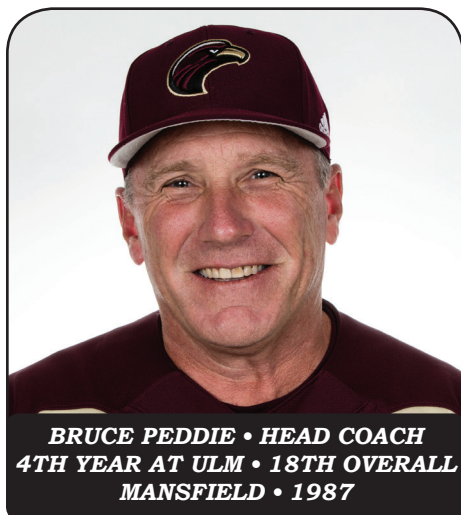


The Automated ScoreBook
Game Results for ULM (as of Feb 27, 2017)
(All games)



Date	Opponent	Score	Inns	Overall	Pitcher of record	Attend	Time
Feb 17, 2017	at Dallas Baptist	w 8-3	9	1-0-0	0-0-0	Herrera, A. (W 1-0)	1024 2:53
Feb 18, 2017	at Dallas Baptist	L 0-11	9	1-1-0	0-0-0	Curtis, K. (L 0-1)	725 2:37
Feb 19, 2017	at Dallas Baptist	L 4-12	9	1-2-0	0-0-0	Reeves, M. (L 0-1)	580 3:16
Feb 21, 2017	MCNEESE	L 4-32	9	1-3-0	0-0-0	Backofen, K. (L 0-1)	324 4:05
Feb 24, 2017	SOUTHERN ILLINOIS	w 4-3 (11)		2-3-0	0-0-0	Cater, C. (W 1-0)	831 2:59
Feb 25, 2017	SOUTHERN ILLINOIS	L 0-9	9	2-4-0	0-0-0	Curtis, K. (L 0-2)	824 2:39
Feb 26, 2017	SOUTHERN ILLINOIS	w 6-2	9	3-4-0	0-0-0	Beal, C. (W 1-0)	649 2:47

() extra inning game



Bruce Peddie is in his fourth season at the helm of the Warhawk baseball program.

In 2015, Peddie coached a pair of All-Sun Belt Conference performers in Keelin Rasch (Second Team) and Anthony Herrera (Second Team). Rasch also earned Second Team All-Louisiana Honors following his senior season.

Rasch finished the regular season as the conference's leader in both hits (78) and total bases (124). He finished second in the conference in batting average (.359) and fourth in slugging percentage (.571). He was the team's leader in RBI with 41 and finished tied for the team lead in runs scored with 40.

Herrera appeared in 36 games and started the final 33 games of the season at second base and he posted 35 total hits (four doubles) including 13 runs scored and six RBI. He came just two sacrifice bunts shy of tying the single season school record as he finished the 2015 campaign with 13 sac bunts (school record: 15, Jay Nelson, 1991). On the mound, Herrera logged 24 appearances as he finished with a 1-2 record and six saves during his 32.2 innings of work. He posted a 2.76 ERA and limited opposing batters to a .254 batting average.

Peddie also tutored short stop Kodie Tidwell as the Calhoun, La., native was drafted by the San Diego Padres in the 26th Round of the 2015 MLB First-Year Player Draft. Tidwell, mid-way through the 2015 season, was batting over .400 and his defense improved dramatically as he committed just 12 errors in the field (249 chances). Compared to the 2014 season, Tidwell's fielding percentage increased by 58 points and he committed 14 fewer errors, a decrease of nearly 54%.

Peddie was named the program's interim head coach on Mar. 27, 2014 and he had the interim tag officially removed on May 13, 2014. During his interim role, the Warhawks posted a 14-14 record and a 10-11 mark in league play. Peddie also guided the Warhawks to the Sun Belt Tournament in Mobile, Ala.

Peddie reached a coaching milestone during the 2015 season as he picked up his 400th career coaching win as the Warhawks defeated South Alabama, 4-3, on March 29, 2015.

Pitcher Tyler Bray had a strong senior campaign, posting an 8-5 record with five saves and a 3.36 ERA. Bray's strong pitching down the stretch helped ULM reach the conference tournament and his career was extended as he was a 26th round draft pick of the St. Louis Cardinals.

Keelin Rasch was a big force at the plate for the Warhawks in 2014 as he tallied 23 extra base hits (16 doubles, three triples and four homers). In league play, Rasch batted at a .374 clip with 17 extra base hits. Ross Moore highlighted the Warhawk effort at the Sun Belt Conference Tournament as he was named to the All-Tournament team. Moore finished the tournament with seven RBI and a .364 batting average. His seven RBI in the Sun Belt Tournament were tied with UT Arlington's Matt Shortall who had seven RBI in four games. Moore also finished the 2014 Sun Belt Tournament with a perfect fielding percentage in 20 chances.

Peddie joined the Warhawk program after a four-year stint as the head coach at the University of New Orleans (2010-2013).

During his first year as a head coach, the Privateers secured notable series wins over in-state rivals Tulane and LSU. At the 2010 season's conclusion, Nick Schwaner was drafted by the Tampa Bay Rays in the 30th round of the Major League Baseball Amateur Draft after receiving all-Louisiana and all-Region honors.

Under Peddie's tutelage as both a head coach and an assistant, Schwaner completed his UNO career in the top-10 all-time in hits (240), doubles (48), total bases (427), slugging percentage (.606) and RBI (165).

The 2011 season was a challenging one for the Privateers, who contested one of the nation's toughest schedules. Putting together a roster without the assistance of athletic-based scholarships, Peddie directed a young squad to several key victories including a win over Smoke Laval's North Florida team.

Prior to his rise to the head coaching position, Peddie established himself pretty quickly on the Lakefront in three years as an assistant. As the UNO hitting coach, the Privateers averaged 80 home runs per year.

The 2008 team, which received the school's first NCAA Regional at-large bid since 2000, hit a school-record 97 home runs. The team was ranked fifth in the nation in runs, seventh in hits and ninth in home runs.

In his first recruiting class (2008), Peddie landed catcher Jeff Lanning, who became an eighth-round draft choice of the Minnesota Twins.

In 2009, Peddie added another highly touted class, including top Louisiana prospects Rodarrick Jones and Joe Zimmermann. Jones was an everyday outfielder as a UNO freshman, while Zimmermann was a weekend starter for the Privateer pitching staff.

Prior to arriving at UNO, Peddie was the head coach at Division II Shippensburg (Pa.). In his 11 years there, Peddie guided the Raiders to five NCAA Division II championship berths and a College World Series appearance in 1996.

He ranks second on the school's all-time win list with more than 300 victories. He also had 12 different players sign professional contracts.

A 1987 graduate of Mansfield University, Peddie was an assistant coach at his alma mater from 1989 through 1995. In seven seasons, the Mounties made four NCAA Regional appearances and reached the CWS three times.

Peddie and his wife, Laurie, have twin daughters - Carly and Annie.

PEDDIE YEAR-BY-YEAR

Year	School	Record	Postseason
1996	Shippensburg	34-19-1	NCAA D-II CWS
1997	Shippensburg	16-27-1	
1998	Shippensburg	26-20	PSAC Tournament
1999	Shippensburg	34-22	NCAA Tournament
2000	Shippensburg	33-20	NCAA Tournament
2001	Shippensburg	27-23	PSAC Tournament
2002	Shippensburg	24-27-1	
2003	Shippensburg	31-22	NCAA Tournament
2004	Shippensburg	43-12	NCAA Tournament
2005	Shippensburg	32-25	PSAC Tournament
2006	Shippensburg	31-24	PSAC Tournament
11 seasons		331-241-3	(.578)
2010	New Orleans	13-39	
2011	New Orleans	4-50	
2012	New Orleans	17-27	
2013	New Orleans	7-44	
Four seasons		41-160	(.204)
2014	ULM	15-19	Sun Belt Tourn.
2015	ULM	25-29	
2016	ULM	20-35	
2017	ULM	3-4	
Fourth season		63-87	(.420)
17 seasons		435-488-3	(.470)

PEDDIE VS. D-I OPP

Opponent	First Meeting	Recent Meeting	Overall Record
Alabama	2014	2014	0-1
Alabama A&M	2011	2011	1-2
Alcorn State	2013	2013	2-0
Appalachian State	2015	2016	3-3
Arkansas	2013	2016	0-3
Arkansas State	2010	2016	2-10
Auburn	2010	2010	0-1
Baylor	2013	2013	0-2
Brown	2010	2010	2-0
Campbell	2013	2013	0-3
Central Arkansas	2013	2015	0-3
Creighton	2010	2010	1-2
Dallas Baptist	2011	2017	2-5
Florida Atlantic	2010	2010	1-2
Florida International	2010	2014	1-3
Georgia Southern	2015	2016	2-4
Georgia State	2013	2016	5-8
Grambling State	2013	2015	5-3
Houston	2013	2013	0-2
Indiana State	2015	2015	0-1
Jackson State	2013	2016	2-1
Kansas State	2011	2011	0-3
Liberty	2011	2011	0-2
Little Rock	2010	2016	6-4
Louisiana Tech	2015	2016	0-4
LSU	2010	2013	1-3
McNeese State	2010	2017	4-9
Middle Tennessee	2010	2010	0-3
Mississippi State	2016	2016	0-1
Mississippi Valley State	2015	2015	2-1
Nicholls State	2010	2016	3-9
North Florida	2011	2011	1-2
Northwestern State	2011	2016	1-6
Oklahoma	2013	2013	0-3
Samford	2016	2016	2-1
Sam Houston State	2015	2015	3-0
San Diego	2011	2011	1-3
St. Mary's (CA)	2011	2011	0-3
St. John's	2010	2010	0-3
South Alabama	2010	2016	2-13
Southeastern Louisiana	2011	2016	1-8
Southeastern Missouri State	2013	2013	0-3
Southern Illinois	2017	2017	2-1
Southern	2010	2012	3-4
Southern Miss	2010	2015	0-6
Stephen F. Austin	2011	2016	2-3
Temple	2011	2011	0-4
Tennessee	2011	2011	0-2
Texas State	2014	2016	3-7
Troy	2010	2016	4-6
Tulane	2010	2013	3-7
UL Lafayette	2010	2015	0-13
ULM	2010	2011	1-3
UT Arlington	2011	2016	5-5
Valparaiso	2016	2016	1-1
Villanova	1996	1996	1-0
Western Carolina	2016	2016	2-1
Western Kentucky	2010	2014	2-5
West Virginia	2013	2013	0-4
Wichita State	2011	2013	0-2
Youngstown State	2010	2010	2-1

Bold Indicates 2017 Opponent

THE LAST TIME...

A ULM Batter Had...

8 At Bats in a Game:	Jack Skaggs vs. McNeese State, 3/29/03
7 At Bats in a Game:	Dalton Herrington, Keelin Rasch and Kodie Tidwell at UL Lafayette, 5/17/14
5+ Hits in a Game:	5, Keelin Rasch at Little Rock, 5/10/15
4 Hits in a Game:	Cade Stone at Western Carolina, 2/28/16
5 Runs in a Game:	Kodie Tidwell vs. Stephen F. Austin (DH Gm 2), 2/20/15
4 Runs in a Game:	Nathan Pugh at McNeese State, 3/16/16
3+ Doubles in a Game:	4, Kodie Tidwell at Appalachian State, 3/22/15
2 Doubles in a Game:	Chad Bell at Dallas Baptist, 4/18/17
2 Triples in a Game:	A.J. Siggers at South Alabama, 5/4/08
3 Home Runs in a Game:	Wade Walker vs. Little Rock, 3/25/92
2 Home Runs in a Game:	Danny Springer at McNeese State, 3/16/16
9+ RBI in a Game:	9, Joe Sims vs. Mississippi College, 3/10/86
8 RBI in a Game:	Kelvin York at South Alabama, 4/18/10
7 RBI in a Game:	Danny Springer at McNeese State, 3/16/16
5-6 RBI in a Game:	5, Cade Stone vs. Appalachian State, 3/24/16
10+ Total Bases in a Game:	11, Taylor Abdalla vs. Northwestern State, 3/9/13
4 Walks in a Game:	Judd Edwards vs. Sam Houston State, 2/24/12
3 Walks in a Game:	Cade Stone at Troy, 5/8/16
3+ Hit by Pitch in a Game:	3, Judd Edwards at UL Lafayette, 3/16/13
5 Strikeouts in a Game:	Corben Green at UL Lafayette, 5/19/12
4 Strikeouts in a Game:	Jeff Fuller at Middle Tennessee, 5/12/13
5 Stolen Bases in a Game:	Tommy Lewis vs. Louisiana College, 4/22/94
4 Stolen Bases in a Game:	Scott Cadwallader vs. Jacksonville, 2/23/01
3 Stolen Bases in a Game:	Justin Stawychny vs. Sam Houston State, 2/28/15
A Pinch-Hit Home Run:	Will Daniels at Louisiana Tech, 5/4/16
A Grand Slam	Jacob Stockton at Western Carolina, 2/26/16
An Inside the Park Home Run:	Jacob Stockton at Western Carolina (ninth inning), 2/26/16
A Walk-Off	Blake Buckman, single into center field vs. Southern Illinois, 2/24/17
Hit for Cycle	Corben Green (5-for-5) at Northwestern State, 2/27/11

A ULM Pitcher Had...

A Complete Game:	Trey Setzer vs. UT Arlington, 4/4/15
A Shutout:	Alex Hermeling vs. Sam Houston State, 2/28/15
A Combined Shutout:	Brayden Bouchey and Josh Leone vs. Georgia State, 4/16/16
Two Wins in a Single Series	Alex Dumaine vs. Georgia State, 5/10 and 5/11/14
10+ Strikeouts:	12, Brayden Bouchey vs. Georgia Southern, 4/29/16
6+ Walks:	7, Trey Setzer vs. Georgia Southern, 4/24/15
A 7-inning No-Hitter:	Denny Bair vs. Northwestern State, 3/5/95
A 9-inning No-Hitter:	Rickey Rockett vs. Texas State, 4/6/73
A Combined No-Hitter:	Ben Sheets / Lance Caraccioli vs. Louisiana College, 2/12/98

ULM...

Scored 20 or More Runs:	24 at Little Rock, 4/3/09
Scored 15 or More Runs:	18 vs. Valparaiso, 3/1/16
Scored 10 or More Runs:	14 vs. Georgia State, 4/16/16
Scored 10+ Runs in an Inning:	11 (6th) vs. Middle Tennessee, 4/21/12
Had Back-to-Back Homers	Keelin Rasch (two-run HR) and Justin Stawychny (solo HR) vs. Troy, 5/3/15
Had 20 or More RBI:	24 at Little Rock, 4/3/09
Had 15 or More RBI:	15 vs. Texas State, 4/12/14
Had 10 or More RBI:	13 vs. Georgia State, 4/16/16
Had 20 or More Hits:	22 at South Alabama, 4/18/10
Had 15 or More Hits:	17 vs. Georgia State, 4/16/16
Had 7 or more Doubles:	8 at Appalachian State, 3/22/15
Had 5-6 Doubles:	6 at Troy, 5/7/16
Had 3 Triples:	vs. Mississippi Valley State, 3/14/15
Had 6 or More Home Runs:	6 vs. FIU, 4/24/09
Had 4-5 Home Runs:	4 vs. Little Rock, 3/30/14
Walked 10 or More Times:	10 vs. McNeese State, 3/5/13
Stole 5 or More Bases:	5 vs. Alcorn State, 2/16/13
Was Shutout at Home:	0-9 vs. Southern Illinois, 2/25/17
Was Shutout on the Road:	0-11 at Dallas Baptist, 2/18/17
Struck Out 15 or More Times:	19 at FIU, 3/31/12
Was Held to One Hit:	vs. Sam Houston State, 2/24/12

An Opponent Had...

A Grand Slam:	Matt Gallier, vs. McNeese, 2/21/17
2 or More Home Runs:	2, Garrett Wolforth, at Dallas Baptist, 2/19/17
Had Back-to-Back Homers	Matt Rose and Joey Roach (4th inning) at Georgia State, 4/12/15
5 or More Hits:	5, Jonathon Ortega, at Texas State, 3/15/16
8 or More RBI:	8, Kyle Gin vs. Southeastern Louisiana, 5/20/05
7 RBI:	Bubba Bell vs. Nicholls, 4/24/05
5-6 RBI:	5, Matt Gallier, vs. McNeese, 2/21/17
10 or More Runs in an Inning:	15 (5th) vs. McNeese, 2/21/17
Complete Game:	Cory Malcolm vs. Little Rock, 5/14/16
10 or More Strikeouts:	10, Kevin Hill at South Alabama (DH Gm 1), 4/2/16

QUICK FACTS

Location _____ Monroe, La.
 Founded _____ 1931
 Enrollment _____ 8,854
 Nickname _____ Warhawks
 Colors _____ Maroon & Gold
 Stadium _____ Warhawk Field
 Surface _____ Hybrid Bermuda Grass
 Capacity _____ 1,800
 Affiliation _____ NCAA Division I
 Conference _____ Sun Belt Conference
 University President _____ Dr. Nick Bruno
 Director of Athletics _____ Brian Wickstrom
 Senior Woman Administrator _____ Lisa Varytimidis
 Faculty Athletics Representative _____ Dr. Brett Bennett
 Athletics Department Phone _____ (318) 342-5360
 Athletics Department Fax _____ (318) 342-5367
 Ticket Office _____ (318) 342-HAWK
 Website _____ www.ulmwarhawks.com

COACHING STAFF

Head Coach _____ Bruce Peddie
 Alma Mater _____ Mansfield, 1987
 Record at ULM / Years _____ 63-87 / 4th
 Career Record / Years _____ 435-488-3 / 18th
 Best Way to Reach Coach _____ Through SID
 Assoc. Head Coach _____ Eric Folmar / Third Season
 Assistant Coach _____ Chris Smith / Second Season
 Vol. Asst./Ops _____ Brandon Alexander / Fourth Season

TEAM INFORMATION

2016 Overall Record _____ 20-35
 Conference Record / Finish _____ 10-20 / t-9th
 Position Players Returning / Lost _____ 8 / 11
 Pitchers Returning / Lost _____ 11 / 6
 Newcomers (HS / TR) _____ 16 (7 / 9)

BASEBALL HISTORY

First Season of Baseball _____ 1952
 All-Time Record _____ 1336-1323-8
 All-Americans _____ 30
 Conference Championships _____ 12
 (1964, 1966, 1968, 1969, 1970, 1983, 1995,
 1996, 1999, 2000, 2002, 2008)
 Conference Tournament Championships _____ 2
 (2000, 20012)
 NCAA Tournament Appearances _____ 5
 (1983, 1995, 1999, 2000, 2012)
 All-Time NCAA Tournament Record _____ 3-10
 Last Appearance _____ 2012 Baton Rouge Regional
 L, 1-4, LSU; W, 6-3, Belmont; L, 2-11, Oregon State

MEDIA RELATIONS INFORMATION

Dir. Media Relations / Primary _____ Nick Phillips
 Office Phone _____ (318) 342-5378
 Cell Phone _____ (828) 301-7919
 Email _____ phillips@ulm.edu
 Assistant Director _____ Katie Green
 Assistant / Secondary Contact _____ Greg Hartlage
 Office Phone _____ (318) 342-5374
 Cell Phone _____ (704) 236-3538
 Email _____ hartlage@ulm.edu
 Mailing Address _____ 308 Warhawk Way
 Monroe, La., 71209

IN MIDWEEK SERIES

Series	W-L	BAvg.	R	H	HR
(H/A) McNeese	0-1	.278	4	10	1
(H/A) Jackson St.	0-0	--	0	0	0
at Arkansas	0-0	--	0	0	0
(H/A) La. Tech	0-0	--	0	0	0
(H/A) NW State	0-0	--	0	0	0
(H/A) Grambling	0-0	--	0	0	0
at Ole Miss	0-0	--	0	0	0

IN WEEKEND SERIES

Series	W-L	BAvg.	R	H	HR
at Dallas Baptist	1-2	.226	12	21	1
Southern Illinois	2-1	.279	10	29	2
at Alabama	0-0	--	0	0	0
at UAB	0-0	--	0	0	0
at Arkansas St.	0-0	--	0	0	0
Little Rock	0-0	--	0	0	0
at Ga. Southern	0-0	--	0	0	0
South Alabama	0-0	--	0	0	0
at Texas State	0-0	--	0	0	0
UT Arlington	0-0	--	0	0	0
at Georgia St.	0-0	--	0	0	0
Coastal Carolina	0-0	--	0	0	0
at Troy	0-0	--	0	0	0
UL Lafayette	0-0	--	0	0	0

HONORS & AWARDS

--

GAMES SUMMARY

Overall	3-4
Home	2-2
Away	1-2
Neutral	0-0
vs. Ranked Teams	1-2
vs. Teams Receiving Votes	0-0
vs. Sun Belt Conference	0-0
Sun Belt Home	0-0
Sun Belt Away	0-0
Sun Belt Neutral	0-0
vs. Conference USA	0-0
vs. Missouri Valley Conference	3-3
vs. Southeastern Conference	0-0
vs. Southland Conference	0-1
vs. Southwestern Athletic Conference	0-0
In Louisiana	2-2
In Alabama	0-0
In Arkansas	0-0
In Georgia	0-0
In Mississippi	0-0
In North Carolina	0-0
In Texas	1-2
On Tuesday	0-1
On Wednesday	0-0
On Thursday	0-0
On Friday	2-0
On Saturday	0-2
On Sunday	1-1
In February	3-4
In March	0-0
In April	0-0
In May	0-0
In June	0-0
ULM Scores 0-2 runs	0-2
ULM Scores 3-5 runs	1-2
ULM Scores 6-9 runs	2-0
ULM Scores 10 or more runs	0-0
Opponent Scores 0-2 runs	1-0
Opponent Scores 3-5 runs	2-0
Opponent Scores 6-9 runs	0-1
Opponent Scores 10 or more runs	0-3
ULM Homers	3-1
Opponent Homers	0-3
ULM has more Hits	2-0
Opponent has more Hits	1-4
Hits are even	0-0
ULM has at least one error	3-3
Opponent has at least one error	3-3
Day Games	1-3
Night Games	2-1
vs. Left-handed Starters	0-0
vs. Right-handed Starters	3-4
One-Run Games	1-0
Two-Run Games	0-0
Three-Run Games	0-0
Four-Run Games	1-0
Five-Plus-Run Games	1-4
Leading After Seven Innings	2-0
Trailing After Seven Innings	1-4
Tied after Seven Innings	0-0
Extra Innings	1-0
Shutouts	0-2

2017 STATS • OVERALL



The Automated ScoreBook
Overall Statistics for ULM (as of Feb 26, 2017)
(All games Sorted by Batting avg)



Record: 3-4 Home: 2-2 Away: 1-2 : 0-0

Player	avg	gp-gs	ab	r	h	2b	3b	hr	rbi	tb	slg%	bb	hp	so	gdp	ob%	sf	sh	sb-att	po	a	e	fld%
Johnson, H.	.500	4-0	2	0	1	0	0	0	0	1	.500	1	0	0	0	.667	0	0	0-0	0	0	0	.000
DeLaCruz, J.	.458	7-7	24	5	11	4	0	0	5	15	.625	5	0	1	0	.552	0	0	3-3	17	0	0	1.000
Harper, C.	.412	6-5	17	0	7	3	0	0	0	10	.588	2	0	4	0	.474	0	0	0-0	7	0	0	1.000
Reynolds, N.	.286	7-7	28	4	8	2	0	1	2	13	.464	1	1	6	0	.333	0	0	1-2	15	0	4	.789
Bell, C.	.280	7-7	25	2	7	2	0	1	3	12	.480	4	0	7	0	.379	0	0	0-0	5	13	3	.857
Buckman, B.	.250	5-2	12	0	3	0	0	0	2	3	.250	0	0	1	0	.250	0	1	0-0	1	3	1	.800
Versage, J.	.250	3-0	4	0	1	1	0	0	0	2	.500	0	0	2	0	.250	0	0	0-0	0	0	0	.000
Hemphill, S.	.235	6-5	17	2	4	1	0	0	2	5	.294	1	2	5	0	.333	1	0	0-0	19	2	0	1.000
Herrera, A.	.231	7-7	26	2	6	1	0	1	1	10	.385	0	1	5	0	.259	0	1	0-0	12	16	3	.903
Barefoot, B.	.231	6-5	13	2	3	0	0	1	3	6	.462	2	1	5	0	.353	1	1	1-1	13	9	2	.917
Francis, T.	.208	7-7	24	5	5	2	0	0	4	7	.292	1	0	3	0	.240	0	1	0-0	51	1	0	1.000
McGehee, B.	.200	5-0	5	1	1	0	0	0	0	1	.200	0	0	0	0	.200	0	0	0-0	3	1	0	1.000
Findley, B.	.167	3-2	6	0	1	0	0	0	0	1	.167	2	1	5	0	.444	0	0	1-1	2	0	0	1.000
Oliver, C.	.077	5-5	13	2	1	1	0	0	0	2	.154	2	0	4	2	.200	0	1	0-0	37	9	1	.979
Daniels, W.	.071	5-4	14	1	1	0	0	0	0	1	.071	2	0	4	0	.188	0	0	0-0	3	1	0	1.000
Marucci, G.	.000	2-0	3	0	0	0	0	0	0	0	.000	0	0	3	0	.000	0	0	0-0	1	0	0	1.000
Cox, T.	.000	1-0	0	0	0	0	0	0	0	0	.000	1	0	0	0	1.000	0	0	0-0	0	0	0	.000
Jolley, T.	.000	1-0	0	0	0	0	0	0	0	0	.000	1	0	0	0	1.000	0	0	0-0	0	0	0	.000
Totals	.258	7	233	26	60	17	0	4	22	89	.382	25	6	55	2	.342	2	5	6-7	189	61	14	.947
Opponents	.336	7	277	72	93	21	7	8	57	152	.549	34	6	59	2	.417	2	2	8-13	189	84	8	.972

(All games Sorted by Earned run avg)

Player	era	w-l	app	gs	cg	sho	sv	ip	h	r	er	bb	so	2b	3b	hr	b/avg	wp	hp	bk	sfa	sha
Leone, J.	2.61	0-0	2	2	0	0/0	0	10.1	5	4	3	5	5	3	0	0	.147	1	1	0	0	1
Herrera, A.	2.70	1-0	3	0	0	0/0	1	6.2	6	2	2	2	9	2	1	0	.231	0	0	0	0	1
Cater, C.	2.70	1-0	4	0	0	0/0	0	6.2	7	2	2	0	5	2	2	0	.280	0	0	0	0	0
Beal, C.	3.86	1-0	2	2	0	0/0	0	9.1	16	6	4	4	12	4	1	0	.372	1	1	0	0	0
Backofen, K.	4.91	0-1	2	1	0	0/0	0	3.2	2	4	2	3	6	0	0	0	.143	1	1	0	0	0
Schwamer, T.	5.06	0-0	3	0	0	0/0	0	5.1	7	4	3	2	5	3	1	0	.318	2	0	0	1	0
Auger, T.	6.00	0-0	2	0	0	0/0	0	3.0	5	4	2	3	2	0	1	1	.357	0	0	0	0	0
Morrison, S.	10.12	0-0	3	0	0	0/0	0	2.2	6	5	3	2	1	3	0	0	.375	0	1	0	0	0
Reeves, M.	13.50	0-1	3	0	0	0/0	0	3.1	7	7	5	4	3	1	0	1	.412	0	1	0	0	0
Hendrix, C.	16.20	0-0	1	0	0	0/0	0	1.2	2	3	3	2	1	1	0	0	.400	0	0	0	1	0
Curtis, K.	16.43	0-2	2	2	0	0/0	0	7.2	17	16	14	3	6	1	1	5	.436	3	1	0	0	0
Coddou, P.	21.60	0-0	2	0	0	0/0	0	1.2	8	9	4	2	3	0	0	1	.571	0	0	0	0	0
Trichel, C.	54.00	0-0	2	0	0	0/0	0	1.0	5	6	6	2	1	1	0	0	.625	1	0	0	0	0
Totals	7.57	3-4	7	7	0	0/0	1	63.0	93	72	53	34	59	21	7	8	.336	9	6	0	2	2
Opponents	2.00	4-3	7	7	0	2/2	0	63.0	60	26	14	25	55	17	0	4	.258	5	6	0	2	5

FINAL 2016 STATS • OVERALL



2016 ULM Warhawk Baseball Overall Statistics for ULM (as of Jan 23, 2017) (All games Sorted by Batting avg)



Record: 20-35 Home: 11-10 Away: 9-23 Neutral: 0-2 Sun Belt: 10-20

Player	avg	gp-gs	ab	r	h	2b	3b	hr	rbi	tb	slg%	bb	hp	so	gdp	ob%	sf	sh	sb-att	po	a	e	fld%	
13 Stockton, Jacob	.287	55-55	188	31	54	13	0	6	32	85	.452	31	4	32	2	.396	2	7	0-5	128	8	2	.986	
41 Pugh, Nathan	.266	55-55	199	29	53	14	4	2	25	81	.407	22	11	55	3	.369	1	2	6-13	106	0	3	.972	
5 Reynolds, Nathan	.241	49-47	158	23	38	8	0	1	15	49	.310	18	3	39	1	.326	2	6	4-8	75	94	22	.885	
7 Herrera, Anthony	.238	38-38	143	13	34	5	0	2	17	45	.315	13	3	11	1	.311	2	7	1-4	71	116	6	.969	
4 Stone, Cade	.230	55-55	213	28	49	11	3	2	21	72	.338	27	3	38	1	.324	1	3	5-9	128	3	3	.978	
51 Springer, Danny	.224	49-48	165	24	37	12	0	6	20	67	.406	10	5	49	1	.287	1	2	0-2	368	19	7	.982	
26 Hemphill, Spencer	.218	45-42	147	15	32	8	0	3	24	49	.333	18	4	34	1	.318	1	3	0-1	216	32	3	.988	
10 Faciane, Josh	.204	50-49	162	20	33	1	0	2	19	40	.247	7	3	27	5	.244	4	5	0-1	33	68	11	.902	

3 Dellocono, Vincent	.500	4-0	2	3	1	0	0	0	0	1	.500	0	0	0	0	.500	0	0	0-0	0	0	0	.000	
25 Crouch, Justin	.500	2-0	2	0	1	0	0	0	0	1	.500	0	0	1	0	.500	0	0	0-0	0	1	1	.500	
18 DeFriend, Chance	.333	3-0	3	1	1	0	0	0	0	1	.333	0	0	0	0	.333	0	0	0-0	1	0	0	1.000	
38 Schimpf, Kyle	.250	22-10	48	5	12	5	0	1	6	20	.417	6	2	10	3	.357	0	0	0-0	37	19	3	.949	
6 Stone, Cody	.238	34-27	80	10	19	3	0	0	7	22	.275	6	5	14	3	.326	1	4	1-1	1	0	0	1.000	
1 Barefoot, Brian	.208	38-19	77	10	16	3	0	1	9	22	.286	4	3	16	2	.274	0	3	1-2	42	50	4	.958	
11 Todd, Dalton	.185	26-24	65	13	12	4	0	1	7	19	.292	16	2	24	2	.353	2	6	1-2	153	18	2	.988	
16 Daniels, Will	.174	11-5	23	6	4	1	0	2	5	11	.478	3	3	5	0	.345	0	0	0-0	26	2	2	.933	
23 Cox, Tyler	.171	19-6	35	4	6	0	0	1	3	9	.257	2	0	14	2	.216	0	0	0-0	11	1	1	.923	
19 Moore, Ross	.167	18-9	36	4	6	1	0	0	1	7	.194	6	2	13	2	.318	0	0	0-0	0	0	0	.000	
37 Walters, Garrett	.167	14-1	12	1	2	0	0	0	0	2	.167	1	1	2	1	.286	0	1	0-0	22	1	1	.958	
22 Buckman, Blake	.080	15-5	25	4	2	0	0	0	1	2	.080	1	0	8	0	.115	0	0	0-0	7	15	1	.957	
35 Curtis, Keegan	.000	1-0	0	0	0	0	0	0	0	0	.000	0	0	0	0	.000	0	0	0-0	4	10	2	.875	
Totals	.231	55	1783	244	412	89	7	30	212	605	.339	191	54	392	30	.321	17	49	19-48	1444	514	80	.961	
Opponents	.282	55	1866	351	526	99	16	37	294	768	.412	240	85	373	31	.384	27	35	62-94	1470	581	75	.965	

LOB - Team (382), Opp (458). DPs turned - Team (38), Opp (40). CI - Team (0), Opp (2). IBB - Team (3), Pugh, N. 2, Schimpf, K. 1, Opp (6). Picked off - Stone, Ca. 4, Stockton, J. 2, Barefoot, B. 2, Todd, D. 1, Reynolds, N. 1, Schimpf, K. 1, Pugh, N. 1.

(All games Sorted by Earned run avg)

Player	era	w-l	app	gs	cg	sho	sv	ip	h	r	er	bb	so	2b	3b	hr	b/avg	wp	hp	bks	sfa	sha		
7 Herrera, Anthony	1.74	1-4	22	0	0	0/0	10	41.1	27	11	8	12	26	2	1	2	.189	0	6	0	3	9		
33 Bouchey, Brayden	3.73	5-3	13	13	0	0/1	0	70.0	58	33	29	33	72	10	5	2	.232	13	12	2	5	9		
44 Bradford, Keller	4.31	2-3	35	0	0	0/0	1	48.0	47	27	23	11	35	12	2	2	.260	2	15	0	1	0		
35 Curtis, Keegan	4.59	2-2	20	7	0	0/0	2	51.0	49	30	26	19	37	10	1	2	.253	11	8	2	1	3		
21 Hunt, Chris	6.02	3-6	14	10	0	0/0	0	52.1	63	47	35	22	55	9	4	3	.297	9	15	3	4	3		
29 Bell, Brandon	7.09	2-6	14	11	0	0/0	0	53.1	69	52	42	31	45	12	1	11	.321	6	2	0	3	4		

10 Faciane, Josh	0.00	0-0	1	0	0	0/0	0	2.0	1	0	0	1	1	0	0	0	.167	0	0	0	0	0		
27 Hendrix, Cole	3.86	0-1	9	3	0	0/0	0	21.0	24	11	9	6	14	6	0	1	.286	3	3	0	0	0		
9 Coddou, Payton	4.15	1-0	20	0	0	0/0	0	26.0	34	14	12	12	15	5	0	3	.330	8	6	0	2	1		
36 Auger, Trey	5.05	1-3	19	4	0	0/0	0	35.2	40	23	20	16	15	8	0	2	.292	1	2	1	2	2		
40 Schwaner, Tyler	8.25	0-1	10	0	0	0/0	0	12.0	13	12	11	13	10	4	0	2	.265	2	5	0	0	0		
14 Reeves, Matthew	8.56	0-1	17	0	0	0/0	0	13.2	19	14	13	9	8	5	1	0	.311	1	4	1	0	0		
20 Cater, Chase	10.45	0-0	11	0	0	0/0	0	10.1	14	13	12	12	9	1	0	2	.326	9	1	0	1	1		
12 Leone, Josh	11.39	0-2	14	3	0	0/1	0	21.1	33	29	27	23	14	9	0	3	.375	3	3	1	3	2		
28 Daily, Ethan	11.39	3-3	15	4	0	0/0	0	21.1	33	30	27	17	15	6	1	1	.363	8	3	0	2	1		
32 Martin, Derek	18.00	0-0	1	0	0	0/0	0	1.0	1	3	2	1	1	0	0	1	.200	1	0	0	0	0		
34 Frost, Hayden	18.00	0-0	2	0	0	0/0	0	1.0	1	2	2	2	1	0	0	0	.250	1	0	0	0	0		
Totals	5.57	20-35	55	55	0	1/1	13	481.1	526	351	298	240	373	99	16	37	.282	78	85	10	27	35		
Opponents	3.43	35-20	55	55	5	4/2	8	490.0	412	244	187	191	392	89	7	30	.231	37	54	6	17	49		

PB - Team (13), Hemphill, S. 10, Todd, D. 3, Opp (8). Pickoffs - Team (6), Bouchey, B. 2, Daily, E. 1, Todd, D. 1, Hemphill, S. 1, Hunt, C. 1, Opp (12). SBA/ATT - Hemphill, S. (31-52), Todd, D. (28-36), Curtis, K. (11-13), Bell, B. (5-11), Bradford, K. (7-10), Auger, T. (6-9), Bouchey, B. (4-9), Hunt, C. (4-8), Daily, E. (5-7), Hendrix, C. (3-6), Cater, C. (5-5), Coddou, P. (2-4), Leone, J. (3-3), Walters, G. (3-3), Herrera, A. (2-3), Schwaner, T. (1-2), Reeves, M. (2-2), Martin, D. (2-2).

2017 GAME BY GAME TEAM STATS



The Automated ScoreBook Team Game-by-Game for ULM (as of Feb 27, 2017) Batting (All games)



Date	Opponent	ab	r	h	rbi	2b	3b	hr	tb	bb	ibb	sb	cs	hbp	sac	sf	gdp	k	po	a	e	lob	avg
Feb 17	at Dallas Baptist	31	8	7	7	2	0	1	12	7	1	1	0	0	3	0	0	8	27	12	1	6	.226
Feb 18	at Dallas Baptist	29	0	6	0	3	0	0	9	0	0	0	0	3	0	0	2	7	24	10	0	5	.217
Feb 19	at Dallas Baptist	33	4	8	4	2	0	0	10	4	0	1	0	0	0	1	0	9	24	3	4	7	.226
Feb 21	MCNEESE	36	4	10	4	1	0	1	14	4	0	2	0	0	0	1	0	13	27	8	3	10	.240
Feb 24	SOUTHERN ILLINOIS	38	4	11	3	2	0	1	16	4	0	0	1	2	1	0	0	9	33	7	1	11	.251
Feb 25	SOUTHERN ILLINOIS	33	0	8	0	3	0	0	11	3	0	0	0	1	0	0	0	2	27	12	4	10	.250
Feb 26	SOUTHERN ILLINOIS	33	6	10	4	4	0	1	17	3	0	2	0	0	1	0	0	7	27	9	1	7	.258
Totals		233	26	60	22	17	0	4	89	25	1	6	1	6	5	2	2	55	189	61	14	56	.258

The Automated ScoreBook Team Game-by-Game for ULM (as of Feb 27, 2017) Pitching (All games)

Date	Opponent	ip	h	r	er	bb	so	2b	3b	hr	wp	bk	hbp	dp	ibb	score	w-l	sv	era
Feb 17	at Dallas Baptist	9.0	3	3	2	5	9	3	0	0	1	0	1	0	0	8-3	1-0	0	2.00
Feb 18	at Dallas Baptist	8.0	15	11	11	3	6	1	1	6	1	0	1	1	0	0-11	1-1	0	6.88
Feb 19	at Dallas Baptist	8.0	14	12	9	5	10	7	2	1	3	0	0	1	0	4-12	1-2	0	7.92
Feb 21	MCNEESE	9.0	29	32	23	10	10	6	1	1	2	0	3	0	0	4-32	1-3	0	11.91
Feb 24	SOUTHERN ILLINOIS	11.0	9	3	3	2	9	3	1	0	0	0	0	1	0	4-3	2-3	0	9.60
Feb 25	SOUTHERN ILLINOIS	9.0	11	9	5	7	7	1	1	0	2	0	0	2	0	0-9	2-4	0	8.83
Feb 26	SOUTHERN ILLINOIS	9.0	12	2	0	2	8	0	1	0	0	0	1	2	0	6-2	3-4	1	7.57
Totals		63.0	93	72	53	34	59	21	7	8	9	0	6	7	0	26-72	3-4	1	7.57



The Automated ScoreBook
Games Summary for ULM (as of Feb 27, 2017)
(All games)



Score by innings	1	2	3	4	5	6	7	8	9	EX	Total
ULM	3	1	4	2	4	1	0	4	6	1	26
Opponents	11	6	11	8	22	4	7	2	1	0	72

Record when ...

Overall	3-4	After 6 leading	3-0
Conference	0-0 trailing	0-4
Non-Conference	3-4 tied	0-0
Home games	2-2	After 7 leading	2-0
Away games	1-2 trailing	1-4
Neutral site	0-0 tied	0-0
Day games	1-3	After 8 leading	1-0
Night games	2-1 trailing	1-4
vs Left starter	1-0 tied	1-0
vs Right starter	2-4		
1-Run games	1-0	Hit 0 home runs	0-3
2-Run games	0-0	... 1 home run	3-1
5+Run games	1-4	... 2+ home runs	0-0
Extra innings	1-0		
Shutouts	0-2	Opponent 0 home runs	3-1
	 1 home run	0-2
Scoring 0-2 runs	0-2 2+ HRs	0-1
..... 3-5 runs	1-2		
..... 6-9 runs	2-0	Made 0 errors	0-1
..... 10+ runs	0-0 1 error	3-0
	 2+ errors	0-3
Opponent 0-2 runs	1-0		
..... 3-5 runs	2-0	Opp. made 0 errors	0-1
..... 6-9 runs	0-1 1 error	2-2
..... 10+ runs	0-3 2+ errors	1-1
Scored in 1st inning	1-1	Out-hit opponent	2-0
Opp. scored in 1st	1-3	Out-hit by opponent	1-4
Scores first	3-0	Hits are tied	0-0
Opp. scores first	0-4		

Record when team scores:

Runs	0	1	2	3	4	5	6	7	8	9	10+
W-L	0-2	0-0	0-0	0-0	1-2	0-0	1-0	0-0	1-0	0-0	0-0

Record when opponent scores:

Runs	0	1	2	3	4	5	6	7	8	9	10+
W-L	0-0	0-0	1-0	2-0	0-0	0-0	0-0	0-0	0-0	0-1	0-3

Record when leading after:

Inn.	1	2	3	4	5	6	7	8
W-L	0-0	0-0	1-0	3-0	3-0	3-0	2-0	1-0

Record when trailing after:

Inn.	1	2	3	4	5	6	7	8
W-L	0-3	0-4	0-4	0-4	0-4	0-4	1-4	1-4

Record when tied after:

Inn.	1	2	3	4	5	6	7	8
W-L	3-1	3-0	2-0	0-0	0-0	0-0	0-0	1-0

Current winning streak: 1
 Longest winning streak: 1
 Longest losing streak: 3

Home attendance : 2628 (4 dates avg = 657)
 Away attendance : 2329 (3 dates avg = 776)
 Total attendance: 4957 (7 dates avg = 708)



The Automated ScoreBook
Miscellaneous Stats for ULM (as of Feb 27, 2017)
(All games)



Starting Lineup By Position
(Team W-L record when starter)

PITCHER:		
Leone, J.	2	(2-0)
Curtis, K.	2	(0-2)
Beal, C.	2	(1-1)
Backofen, K.	1	(0-1)
CATCHER:		
Oliver, C.	5	(1-4)
Hemphill, S.	2	(2-0)
FIRST BASE:		
Francis, T.	7	(3-4)
SECOND BASE:		
Barefoot, B.	5	(2-3)
Buckman, B.	2	(1-1)
THIRD BASE:		
Bell, C.	7	(3-4)
SHORTSTOP:		
Herrera, A.	7	(3-4)
LEFT FIELD:		
Harper, C.	5	(2-3)
Findley, B.	2	(1-1)
CENTER FIELD:		
Reynolds, N.	7	(3-4)
RIGHT FIELD:		
DeLaCruz, J.	7	(3-4)
DESIGNATED HITTER:		
Daniels, W.	4	(3-1)
Hemphill, S.	3	(0-3)

Starting Lineup By Lineup Spot
(Team W-L record when starter)

LEADOFF:		
Reynolds, N.	7	(3-4)
2ND SPOT:		
Herrera, A.	7	(3-4)
3RD SPOT:		
DeLaCruz, J.	5	(2-3)
Francis, T.	2	(1-1)
CLEANUP:		
Bell, C.	4	(1-3)
DeLaCruz, J.	2	(1-1)
Hemphill, S.	1	(1-0)
5TH SPOT:		
Hemphill, S.	3	(1-2)
Daniels, W.	2	(1-1)
Francis, T.	1	(0-1)
Harper, C.	1	(1-0)
6TH SPOT:		
Harper, C.	3	(1-2)
Bell, C.	2	(1-1)
Francis, T.	1	(1-0)
Hemphill, S.	1	(0-1)
7TH SPOT:		
Francis, T.	3	(1-2)
Barefoot, B.	2	(1-1)
Bell, C.	1	(1-0)
Harper, C.	1	(0-1)
8TH SPOT:		
Findley, B.	2	(1-1)
Barefoot, B.	2	(0-2)
Daniels, W.	2	(2-0)
Buckman, B.	1	(0-1)
9TH SPOT:		
Oliver, C.	5	(1-4)
Buckman, B.	1	(1-0)
Barefoot, B.	1	(1-0)



The Automated ScoreBook
Miscellaneous Stats for ULM (as of Feb 27, 2017)
(All games)



Multiple Hit Games	2	3	4	5+	Total
DeLaCruz, J.	3	1	-	-	4
Bell, C.	2	-	-	-	2
Francis, T.	2	-	-	-	2
Hemphill, S.	1	-	-	-	1
Reynolds, N.	1	-	-	-	1
Harper, C.	-	1	-	-	1
TEAM	9	2	0	0	11

Multiple RBI Games	2	3	4	5+	Total
Francis, T.	2	-	-	-	2
Barefoot, B.	1	-	-	-	1
DeLaCruz, J.	-	-	1	-	1
TEAM	3	0	1	0	4

Hitting Streaks	Longest	Current
Reynolds, N.	7	7
DeLaCruz, J.	4	2
Harper, C.	4	1
Bell, C.	4	4
Buckman, B.	3	3
Herrera, A.	3	3
Barefoot, B.	3	3
Johnson, H.	1	1
McGehee, B.	1	-
Versage, J.	1	1
Findley, B.	1	-
Daniels, W.	1	-
Oliver, C.	1	-
Hemphill, S.	1	1
Francis, T.	1	1

Reached Base Streaks	Longest	Current
Reynolds, N.	7	7
Bell, C.	7	7
Harper, C.	6	6
DeLaCruz, J.	4	2
Barefoot, B.	3	3
Hemphill, S.	3	3
Buckman, B.	3	3
Herrera, A.	3	3
Daniels, W.	3	3
Johnson, H.	2	2
Findley, B.	2	-
Cox, T.	1	1
Francis, T.	1	1
Oliver, C.	1	-
Versage, J.	1	1
McGehee, B.	1	-
Jolley, T.	1	1

ALL-TIME RECORD • BY OPPONENT

Opponent	W	L	T	First	Last
Adrian College	2	0	0	1956	1956
Alabama	2	6	0	1991	2014
Alcorn State	5	0	0	1994	2013
Alexandria Aces	0	1	0	1955	1955
Amherst	1	0	0	1964	1964
Appalachian State	3	3	0	2015	2016
Arkansas	7	8	0	1960	2016
Arkansas-Monticello	26	7	0	1953	1990
Arkansas State	28	37	0	1967	2016
Arkansas Travelers	0	2	0	1956	1956
Auburn	0	2	0	1964	1964
Aurora	2	0	0	1975	1975
Austin College	2	0	0	1965	1965
Barksdale AFB	1	1	0	1952	1952
Baylor	3	7	0	1960	2012
Belhaven	5	2	1	1969	1972
Belmont	1	0	0	2012	2012
Binghamton	3	0	0	2010	2010
Bueno Vista	2	0	0	1978	1978
Cal St.-Fullerton	0	1	0	1995	1995
Cameron	2	0	0	1995	1995
Carroll College	2	0	0	1977	1977
Centenary	76	30	0	1952	2008
Central Arkansas	0	5	0	2007	2015
Central Michigan	0	1	0	1995	1995
Central Missouri	9	1	0	1971	1988
Christian Brothers	2	0	0	1983	1986
Creighton	1	2	0	2008	2008
Coastal Carolina				First Meeting	
Dallas Baptist	4	8/	0	1970	2017
Delta State	30	18	2	1955	1993
Duquense	1	0	0	1996	1996
East Texas Baptist	10	0	0	1980	1990
Eastern Illinois	1	0	0	2004	2004
Eastern Michigan	1	2	0	1970	1970
Florida Atlantic	11	12	0	2007	2013
FIU	8	13	0	2007	2014
Florida State	0	1	0	1964	1964
Georgia State	4	5	0	2014	2016
Georgia Southern	3	6	0	1968	2016
Georgia Tech	0	2	0	1964	1964
Grambling State	48	14	0	1971	2014
Grand Canyon	3	4	0	1969	2014
Hardin-Simmons	2	7	0	1979	1982
Harvard	1	0	0	2009	2009
Henderson State	10	2	1	1967	2006
Houston	2	9	0	1965	1991
Houston Baptist	2	2	0	1969	2009
Indiana State	0	2	0	1972	2015
Iowa	1	0	0	1999	1999
Iowa State	1	0	0	1999	1999
Jackson State	2	3	0	2011	2016
Jacksonville	1	2	0	2001	2001
Jacksonville State	5	7	0	2003	2006
Kansas State	4	1	0	1986	2006
Lamar	19	34	1	1967	2009
LeTourneau	4	0	0	1979	1992
Little Rock	45	29	0	1978	2016
Louisiana College	58	14	0	1952	2007
LSU	5	39	0	1959	2012
LSU-Shreveport	16	1	0	1993	2007
Louisiana Tech	76	101	0	1953	2016
Loyola (N.O.)	1	3	0	1956	1994
Marymount	2	0	0	1984	1984
McNeese State	97	89	1	1953	2017
Memphis	12	10	0	1960	2013
Mercer	0	3	0	1980	1982
Michigan State	1	0	0	2014	2014
Middle Tennessee	10	13	0	2007	2013
Misslaps	3	0	0	1956	1961

Opponent	W	L	T	First	Last
Mississippi College	17	9	0	1954	1955
Mississippi State	7	26	0	1958	2009
Mississippi Valley State	12	2	0	2004	2015
Missouri	0	5	0	2003	2007
Missouri State	2	3	0	1972	2005
Mobile College	1	0	0	1994	1994
Nebraska	0	1	0	2002	2002
New Haven	1	0	0	1970	1970
New Orleans	30	27	0	1970	2011
Nicholls State	73	53	0	1964	2016
North Texas	11	1	0	1984	1988
Northern Arizona	1	0	0	1970	1970
Northern Illinois	0	2	0	1970	1970
Northern Iowa	1	0	0	2003	2003
Northwestern State	109	109	0	1952	2016
Oklahoma Baptist	3	0	0	1959	1960
Oklahoma City	0	1	0	1979	1979
Oklahoma State	2	2	0	1975	1975
Ole Miss	11	32	1	1961	2014
Oregon State	0	1	0	2012	2012
Ouachita Baptist	3	0	0	1994	1994
Parsons College	1	0	0	1971	1971
Pembroke State	1	0	0	1970	1970
Prairie View A&M	6	0	0	1971	1995
Quincy College	1	0	0	1986	1986
Rice	1	1	0	1991	1993
Saint Louis	3	2	0	1972	1996
Samford	5	4	0	2000	2016
Sam Houston State	37	35	0	1970	2015
South Alabama	13	31	0	1979	2016
Southern	9	6	0	1971	1999
Southern Arkansas	9	5	1	1953	2006
Southern Illinois	3	3	0	2002	2017
Southern Utah	4	0	0	2011	2011
Southeastern Louisiana	68	56	1	1953	2016
Southern Methodist	0	4	0	1972	1972
Southern Miss	18	47	0	1960	2015
Southwestern	1	0	0	1973	1973
Spring Hill	0	1	0	1994	1994
Stephen F. Austin	37	20	0	1972	2016
Stillman	1	0	0	1968	1968
Tarleton State	5	2	0	1991	1995
Taylor	1	0	0	1968	1968
Tennessee	2	1	0	2012	2012
Tennessee-Martin	6	2	0	1970	2005
Texas	0	1	0	1983	1983
Texas A&M	6	31	0	1975	1993
TCU	2	10	0	1972	2012
Texas Lutheran	1	0	0	1991	1991
Texas Southern	2	0	0	1991	1995
Texas State	31	40	0	1988	2016
Texas Tech	0	3	0	2006	2006
Troy	11	20	0	2007	2016
Tulane	10	39	0	1977	2013
UAB	1	3	0	1991	2003
UL Lafayette	52	85	0	1954	2016
UT Arlington	31	45	0	1985	2016
UT-Pan American	5	2	0	1983	2001
UT-San Antonio	29	25	0	1993	2012
Valparaiso	1	1	0	2016	2016
Wake Forest	1	1	0	2013	2013
West Florida	1	0	0	1991	1991
Western Carolina	2	1	0	2016	2016
Western Illinois	2	0	0	2014	2014
Western Kentucky	12	18	0	2007	2014
William Carey	1	6	0	1977	1979
William Jewell	1	0	0	1970	1970
Wisconsin-Stevens Point	16	2	0	1977	1984
Xavier (Ohio)	1	0	0	1971	1971

Bold Denotes 2017 Opponent

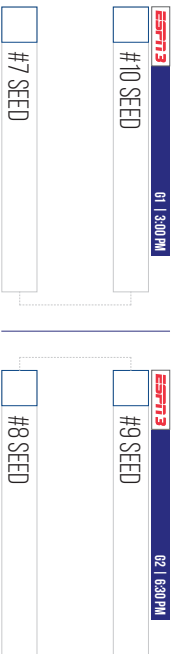


2017 SUN BELT BASEBALL CHAMPIONSHIP

MAY 23-28 • J.I. CLEMENTS STADIUM • STATESBORO, GA



FIRST ROUND | TUESDAY 5/23 | SINGLE ELIMINATION

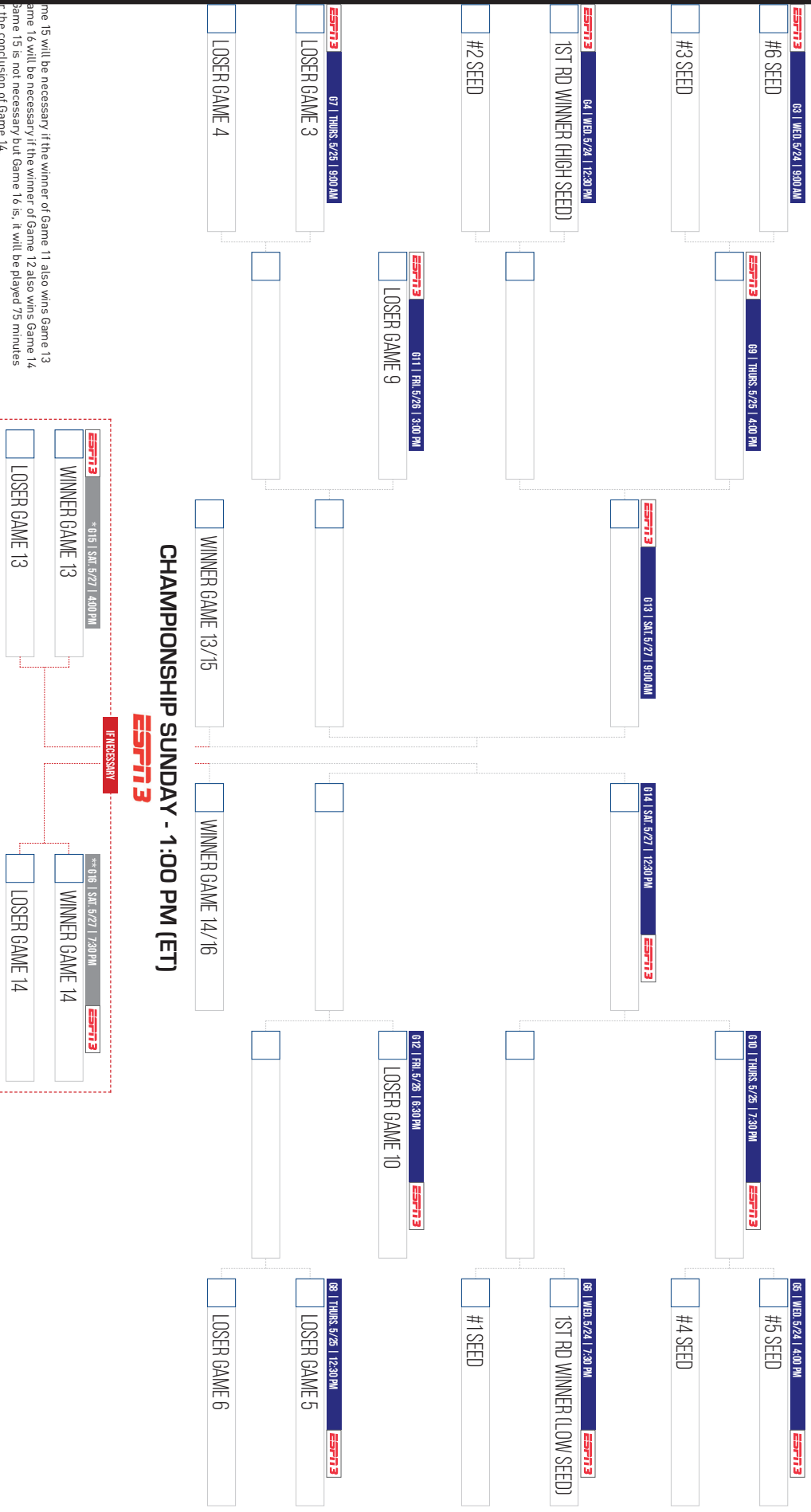


FOLLOW THE #SUNBELT


- /SUNBELTCONFERENCE
- @SUNBELT
- @SUNBELT
- SUNBELTSPOUNTS
- @SUNBELT
- @SUNBELT
- @SUNBELT
- @SUNBELT
- @SUNBELT
- SUNBELTSPOUNTS

ALL TIMES ARE EASTERN TIME AND SUBJECT TO CHANGE

NOTE: All games played on Tuesday, May 23rd are single elimination only. The lowest remaining first round winner will advance to play the No. 1 seed, while the highest remaining first round winner will face the No. 2 seed. Games played Wednesday, May 24th through Saturday, May 27th are double elimination. Sunday's Championship is a winner take all championship.



CHAMPIONSHIP SUNDAY - 1:00 PM (ET)



2017 ULM BASEBALL GAME NOTES

Game 15 will be necessary if the winner of Game 11 also wins Game 13. Game 16 will be necessary if the winner of Game 12 also wins Game 14. Game 19 is not necessary but Game 16 is, it will be played 75 minutes after the conclusion of Game 14.